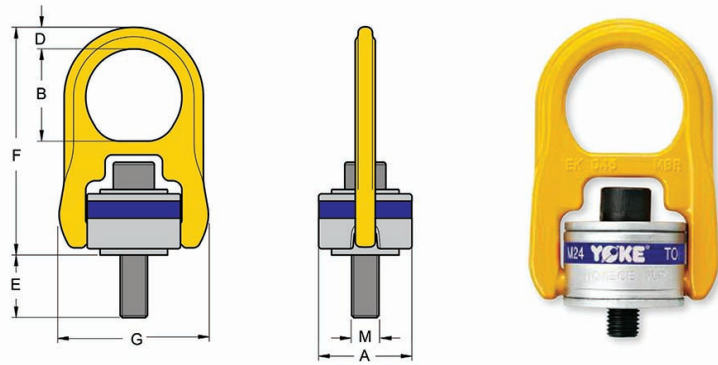




Yoke Swivel Hoist Ring - type 204 UNC thread with alloy steel washer

- Rotates through 360° and pivot 180°, rated at 100% at 90° angle.
- Manufactured from forged alloy steel, quenched and tempered.
- Manufactured and tested in accordance with EN1677-1.
- Load rated parts are 100% magnaflux crack detected.
- Individual forged parts and cap screw are traceable to Test Certification.
- Bolt are UNC thread (ASME/ ANSI B18.31M).
- Proof tested to 2.5 times the WLL.
- Fatigue rated to 1.5 times the WLL.
- Design Factor 5 : 1.
- All YOKE Lifting points meet or exceed all the requirements of ASME B30.26.
- Quick and simple assembly, just a tapped hole is required.



TECHNICAL SPECIFICATIONS

Part Code	WLL lbs.	M inch	Threads per inch	A inch	B inch	D inch	E inch	F inch	G inch	Torque Ft - lbs.	Mass lbs.
8-204-004	800	5/16	18 UNC	1.57	1.61	0.35	0.71	4.02	2.56	7	0.9
8-204-005	1,000	3/8	16 UNC	1.57	1.61	0.35	0.71	4.02	2.56	12	0.9
8-204-010	2,500	1/2	13 UNC	2.56	2.32	0.59	0.75	6.26	4.13	28	3.7
8-204-019	4,000	5/8	11 UNC	2.56	2.32	0.59	0.74	6.26	4.13	60	4.0
8-204-021	5,000	3/4	10 UNC	2.56	2.87	0.59	1.24	6.26	4.13	100	4.0
8-204-042	8,000	7/8	9 UNC	3.35	2.87	0.87	1.43	8.03	5.28	160	9.3
8-204-045	10,000	1	8 UNC	3.35	2.87	0.87	1.36	8.03	5.28	230	9.5
8-204-070	15,000	1-1/4	7 UNC	3.95	3.15	1.00	2.25	8.58	6.30	470	14.5
8-204-125	24,000	1-1/2	6 UNC	4.72	4.29	1.38	2.17	12.09	8.66	800	35.2
8-204-135	30,000	2	4.5 UNC	4.72	4.29	1.38	3.01	12.09	8.66	1100	35.2












Bolt in GEOMET finish on request.

USES

Swivel Hoist Ring uses can be as follows:

- Heavy duty flexible attachment point
- Suited for lifting objects with no obvious attachment points
- Mold and die handling
- Pump and valve handling

SWIVEL HOIST RING WORKING LOAD APPLICATION

											
Number of leg		1	2	1	2	2		2	3-4		
Load Direction	0°	0°	90°	90°	0-45°	45-60°	unsymm.	0-45°	45-60°	unsymm.	
Part Code	Thread	WLL tonnes									
8-204-004	5/16"	0.36	0.72	0.36	0.72	0.504	0.36	0.36	0.756	0.54	0.36
8-204-005	3/8"	0.45	0.9	0.45	0.9	0.63	0.45	0.45	0.945	0.675	0.45
8-204-010	1/2"	1.1	2.2	1.1	2.2	1.54	1.1	1.1	2.31	1.65	1.1
8-204-019	5/8"	1.8	3.6	1.8	3.6	2.52	1.8	1.8	3.78	2.7	1.8
8-204-021	3/4"	2.2	4.4	2.2	4.4	3.08	2.2	2.2	4.62	3.3	2.2
8-204-042	7/8"	3.6	7.2	3.6	7.2	5.04	3.6	3.6	7.56	5.4	3.6
8-204-045	1"	4.5	9	4.5	9	6.3	4.5	4.5	9.45	6.75	4.5
8-204-070	1-1/4"	6.8	13.6	6.8	13.6	9.52	6.8	6.8	14.28	10.2	6.8
8-204-125	1-1/2"	10.9	21.8	10.9	21.8	15.26	10.9	10.9	22.89	16.35	10.9
8-204-135	2"	13.6	27.2	13.6	27.2	19.04	13.6	13.6	28.56	20.4	13.6

Click here to view video of Yoke Load Attachment Products

<http://www.yoke.net/video/en.asp>